


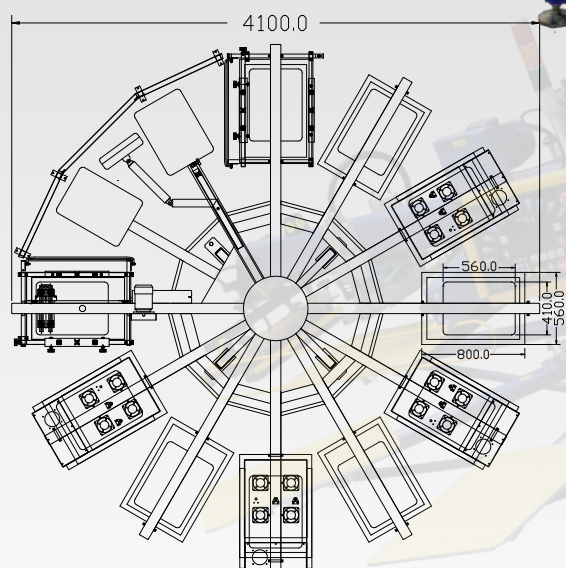
HURRICANE-SLE

PRINTEX
screen printing equipment

technology on your side



HURRICANE-SLE 12/10



- PRINT FORMAT 40 x 60 cm (16" x 24") (FRONT-REAR SCREEN HOLDERS)
- 7 and 9 COLORS VERSIONS AVAILABLE
- SPEED UP TO 1100 PRINTS/HR
- COMPACT DIMENSIONS

HURRICANE-SLE is very compact machine with print are 40 x 60 cm. We offer three sizes : 6, 8, 10 colors. Together with compact design comes high printing speed and installation flexibility (narrow staircase for floor installation is not a problem). In basic version we find servo indexer rotation system, AC driven heads, servo lifting. Design is stable and properly suited for inertia forces of the machine. The choice between side screen clamping and front-rear clamping offers flexibility of screen mounting.

Fast sliding pallet change with pallet locator makes pallet placement easy. Standard pallets come with the size 41 x 56 cm (16 x 22")

HURRICANE-SLE is fast reliable and stable machine. Each head is equipped with key pad control panel with access to all machine motions and head features

In front-rear screen clamping version we find 4-axis precise micro alignment, swivel front head design providing great screen and flash unit access. Flash unit is automatically recognized by machine's software.

Advanced operators safety system consists of :

- clear machine's light tower info system .
- inter-station safety bars chain with 2 motion disable side bars for operator's position
- solid bar limiting operators access to danger zone on LOADING and UNLOADING stations

Advanced machine's software consisting of MULTI PRINT FLASHING and SEQUENCES features combined with CLH flashes provides best printing and curing efficiency.

HURRICANE-SLE



Rotation

- Precision, stronger servo drive (parametric for different pallet weight for smooth rotation), both direction drive (CW and CCW)
- servo driven indexing in combine with MULTIPRINT FLASHING saves extra color
- New slide bearings adjusted in +/- 0,01 mm for precision of movement

Lifting

- Servo lifting mechanism, digital off-contact change from main panel
- Advanced multi-print with MULTIPRINT SETUP function implemented

Print head

- Keypad panel with all head functions and machine motion functions access
- AC driven carriage travel with frequency converter for speed and torque control
- Pneumatic screen locks and squeegees locks, self locking after START
- Squeegee double dust sealed cylinders
- longest standard carriage travel rail (length depending on machine size)
- both sides print length adjustment, carriage hand manipulation fault proof
- *Constant print area rule* allows to move along characteristic print length and width

Advanced programming functions

- *SEQUENCE PRINTING*
- *MULTIPRINT FLASHING*
- *FLASH INDEX*

Screen Locks

- pneumatic screen locks controlled from key pad, additional manual clamps for pressure

Registration

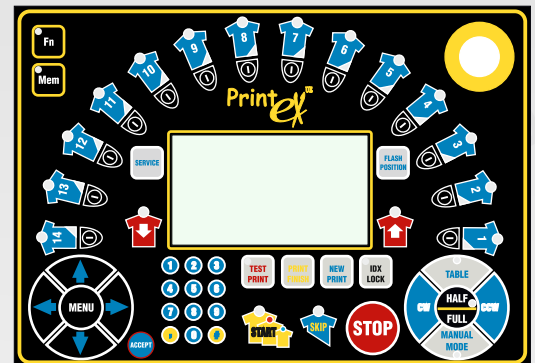
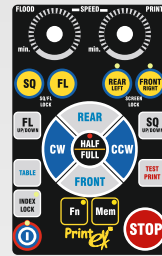
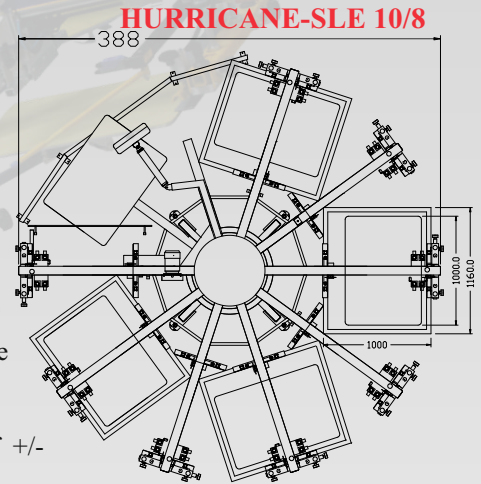
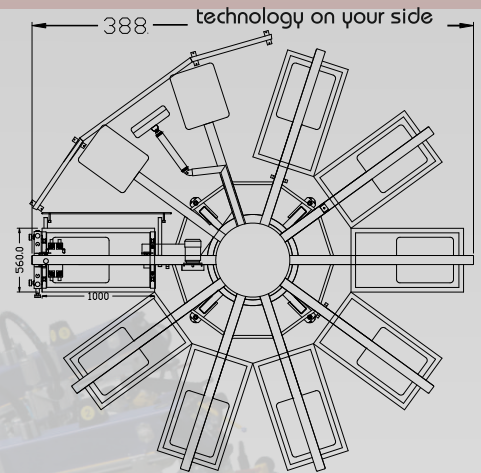
- upper division tolerance (directly responsible for print registration quality) in range of +/- 0,01 mm, for average printing point on pallet means deviation of +/- 0,025 mm.
- front micro-alignment (3 axis) and rear (1 axis)
- fast print alignment with *floor light* pallet

Squeegee and flood bar

- independently squeegee and flood print setting
- squeegee air pressure regulator with glass gauge
- too-less squeegee and flood bar angle adjustment
- one touch fast squeegee and flood locks
-

Warranty and service

- 2 year warranty
- service agreement on special conditions



SPECIFICATION	HURRICANE-SLE 8/6	HURRICANE-SLE 10/8	HURRICANE-SLE 10/9	HURRICANE-SLE 12/10
Stations / colors	8 / 6	10 / 8	10 / 9	12/10
Air pressure requirement	6.9 bar 250 l/min	6.9 bar 350 l/min	6.9 bar 400 l/min	6.9 bar 450 l/min
Electrical requirements	400V, 3 PH, 7 kW, 32 A CEE plug	400V, 3 PH, 8 kW, 32 A CEE plug	400V, 3 PH, 8,5 kW, 32 A CEE plug	400V, 3 PH, 9 kW, 32 A CEE plug
Machine's diameter	356 cm	388 cm	388 cm	410 cm
Max image area	50 x 46 cm (20 x 18") 90 x 46 cm (35 x 28")	40 x 60 cm (16 x 24") 100 x 60 cm (40 x 24")	40 x 60 cm (16 x 24") 100 x 60 cm (40 x 24")	41 x 46 cm
Max screen size	66 x 85 cm (26 x 33") 116 x 85 cm (45 x 33")	56 x 100 cm (22 x 40") 116 x 100 cm (45 x 40")	56 x 100 cm (22 x 40") 116 x 100 cm (45 x 40")	56 x 80 cm (22 x 31")
Shipping weight	1610 kg	2150 kg	2450 kg	2550 kg
Standard pallet size	41 x 56 cm (16 x 22")	41 x 56 cm (16 x 22")	41 x 56 cm (16 x 22")	41 x 56 cm (16 x 22")